


Revealing spring discharge variability through Long-Term Hydrogeological Monitoring: insights from case studies in the Aosta Valley

Analisi della variabilità delle portate delle sorgenti mediante monitoraggio idrogeologico a lungo termine: risultati da casi di studio in Valle d'Aosta

Martina Gizzi^a , Fabrizio Bianco^b, Enrico Suozzi^c, Adriano Fiorucci^a, Glenda Taddia^a

a - Department of Environment, Land and Infrastructure Engineering, Politecnico di Torino, Corso Duca degli Abruzzi 24, 10129, Torino, Italy
email:  martina.gizzi@polito.it (M.G.); glenda.taddia@polito.it (G.T.); adriano.fiorucci@polito.it (A.F.);

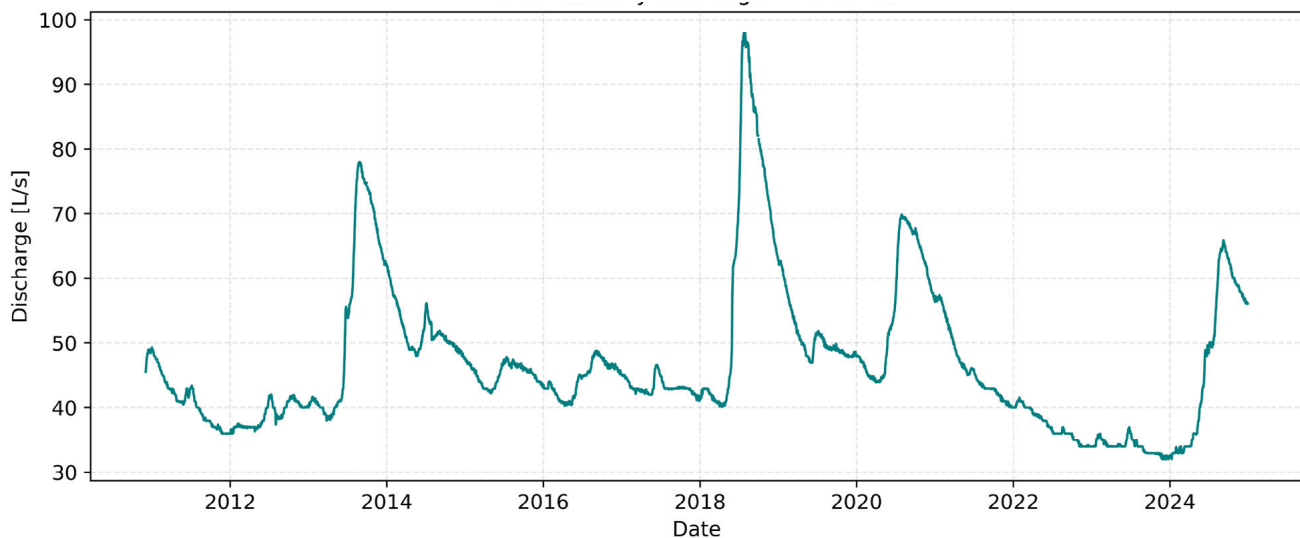
b - Water quality Laboratory of the Department of Environment, Land and Infrastructure Engineering, Politecnico di Torino, Corso Duca degli Abruzzi 24, 10129, Torino, Italy. email: fabrizio.bianco@polito.it (F.B.)

c - Regione Piemonte, Environmental, Energy and Territory Directorate, Division of Sustainable Development, Biodiversity and Natural Areas, Piazza Piemonte 1, Torino, Italy. email: enrico.suozzi@regione.piemonte.it (E.S.)

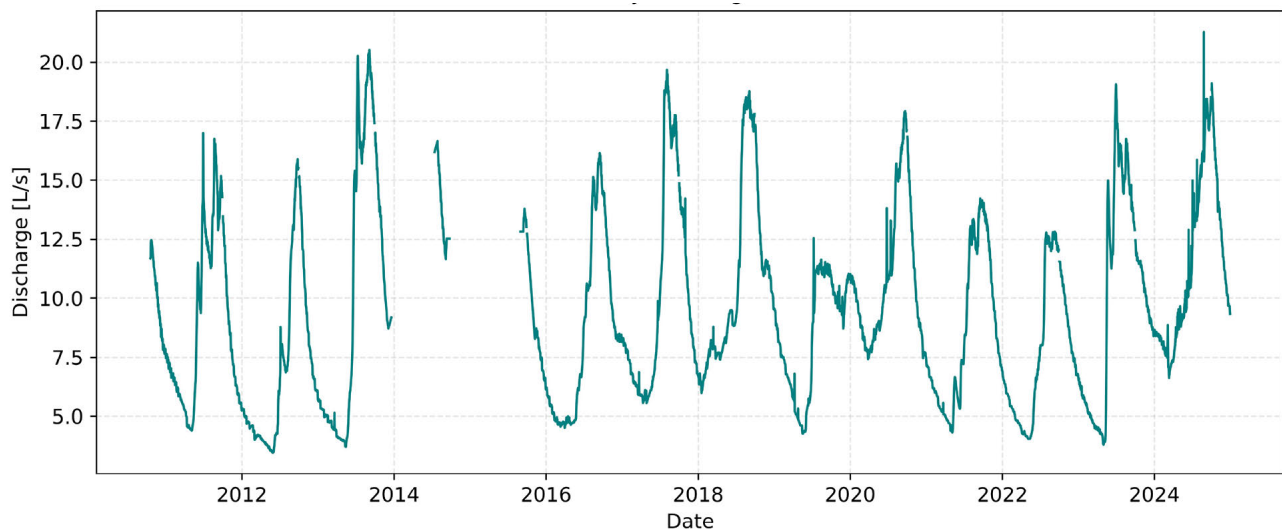
Supplementary file - File supplementare

Cleaned daily discharge time series (L/s) for the monitored springs. The plots report the discharge records used in the analyses after data cleaning and outlier removal, according to the procedure described in the Methods section. Each panel refers to one monitored spring and allows comparison of temporal coverage, data gaps and discharge variability among sites.

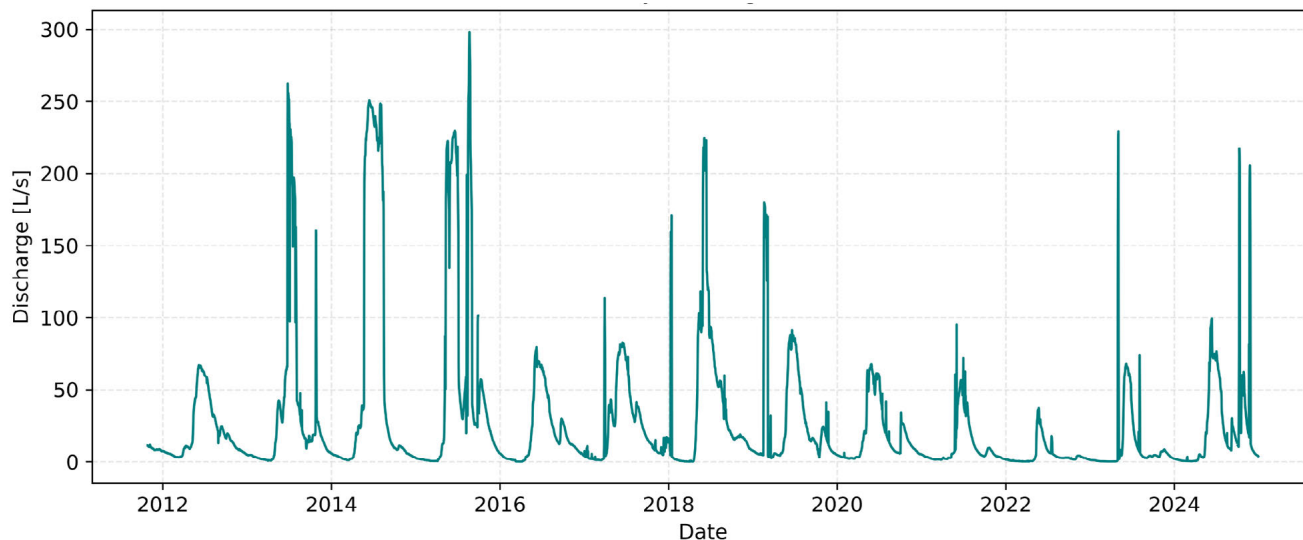
Cheserod – cleaned daily discharge time series



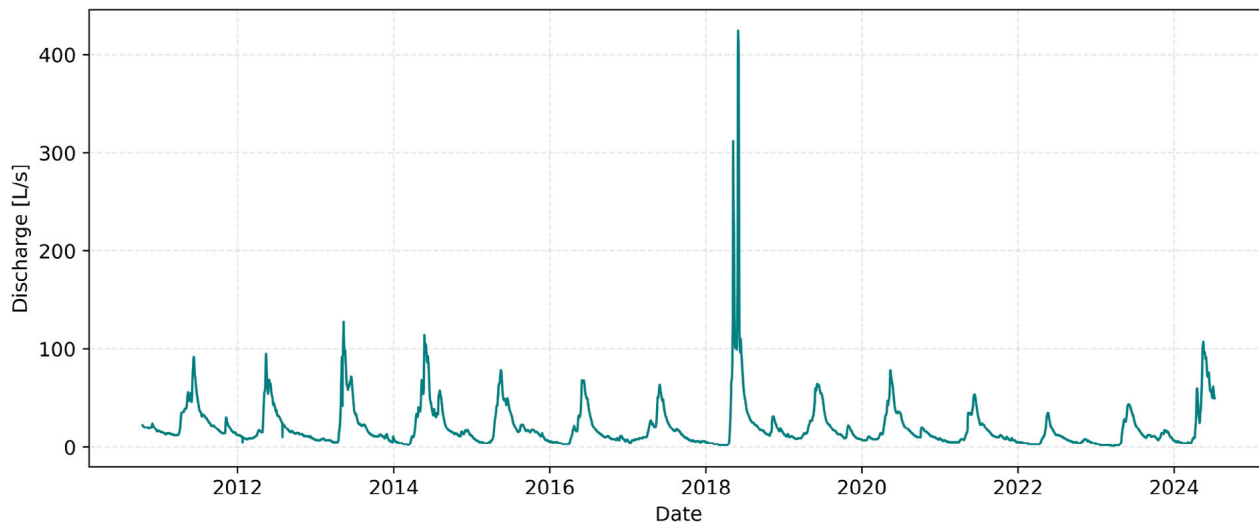
Promiod – cleaned daily discharge time series



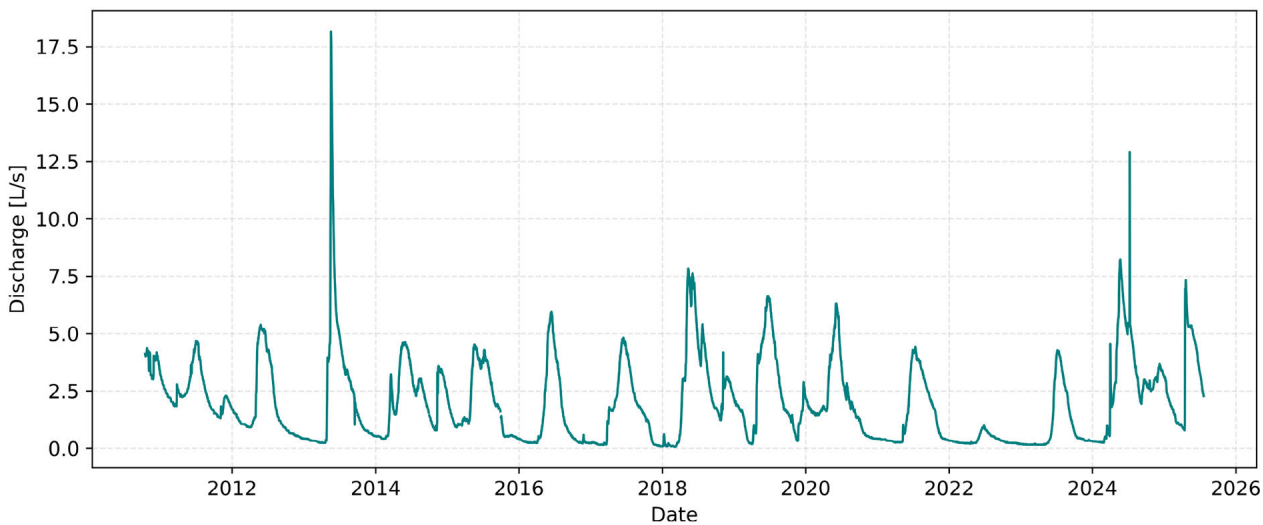
Promise – cleaned daily discharge time series



Entrebin – cleaned daily discharge time series



Mascognaz – cleaned daily discharge time series



Gabiet – cleaned daily discharge time series

